

FOR LEASE

WHITNEY
Commercial Real Estate Services

139 DEARBORN PLACE, WATERLOO



HEAVILY IMPROVED INDUSTRIAL BUILDING

Freestanding industrial building with modern improvements. The building has been updated with air exchange units throughout, new overhead unit heaters and updated office space.

There are 3 cranes in place - 7 Ton Bridge, 5 Ton Rail & 1 Ton Rail. There is 1,200 Amps of power with Dock and Drive-in Loading. Ceiling heights range from 17' - 20'.



7 Ton
Bridge Crane




Upgraded
Lighting



Manufacturing



Close Proximity
to HWY 85



17' to 20'
Clear Height



Heavy Power
1,200 Amps /
600 Volts

BUILDING AREA | 30,000 SF

LAND AREA | 1.507 Acres

ZONING | E1-27

DRIVE-IN DOORS | 2 (12' x 12')

DOCK LEVEL DOORS | 1 (8' x 10')

CLEAR HEIGHT | 17' to 20'

POWER | 1,200 Amps / 600 Volts


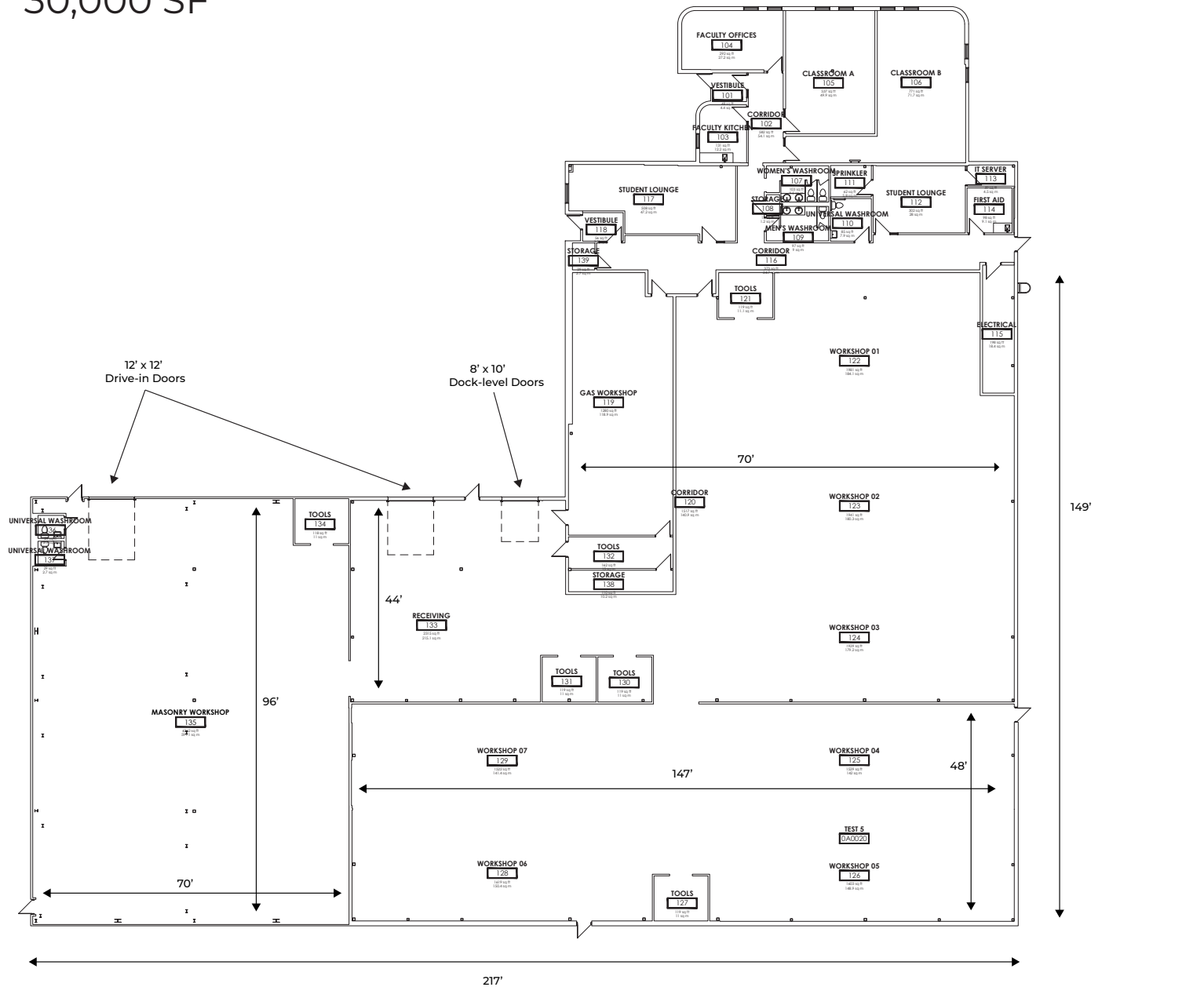
LEASE RATE | \$15.75 / SF Net

ADDITIONAL RENT | \$3.75 / SF



FLOOR PLAN

30,000 SF



PERMITTED USES

(Complete list available upon request)

- ADVANCED TECH
- ARTIST STUDIO (CLASS B)
- AUTOMOBILE SERVICE CENTRE
- BUSINESS INCUBATOR
- COMMUNICATION PRODUCTION
- CUSTOM SERVICE SHOP
- DATA CENTRE
- GOVERNMENT USE
- INDUSTRIAL
- OFFICE
- TRUCK DEPOT
- WAREHOUSE





Contact us for more information



Michael Lambert*, SIOR
Managing Partner, 2x Olympian
519.590.0286
michael.lambert@whitneyre.com



Matthew Hayward
Senior Sales Representative
519.270.4691
matthew.hayward@whitneyre.com



Xavier Ayora
Sales Representative
226.929.4667
xavier.ayora@whitneyre.com

WHITNEY
Commercial Real Estate Services

WHITNEY & Company Realty Limited, Brokerage
103 Bauer Place, Suite 2, Waterloo, ON N2L 6B5

519.746.6300 | www.whitneyre.com

The information provided herein, including but not limited to images, assumptions, estimates, and descriptions (the "Information"), is obtained from sources considered reliable. However, WHITNEY & Company Realty Limited ("Whitney") and its representatives, agents, or brokers do not warrant, guarantee, or make any representations as to the accuracy, correctness, or completeness of the Information. Whitney disclaims any liability or responsibility for the information or for any reliance the recipient places upon it. Recipients are advised to perform their own due diligence to verify the Information before relying on it. The Information is subject to change, and any property referenced herein may be withdrawn from the market at any time without prior notice. Property outlines are approximate and may not represent actual boundaries. All Rights Reserved. © Whitney & Company Realty Limited, Brokerage - 2026 MLS
**Broker *Sales Representative